



STORM

205/210 weight indicators

SEQINTEK S.A.S

Cardinal Scale
Model 205
Weight Indicator

VERSATILE

- Flexible Print Formats
- Digital Fill Control (210)
- 25 ID's (210)

POWERFUL


- Four Serial Ports
- USB-B Standard
- USB-A Optional

RUGGED

- Stainless Steel
Washdown Enclosure



Cardinal Scale
Model 210 Weight Indicator



CHECKWEIGHING
8 Preset Weight Comparators

BOLD DISPLAY
Six-digit, 0.6-in (15-mm) high LED



SEQINTEK S.A.S

FUNCTION KEY
Enables custom applications

ALPHANUMERIC KEYPAD
Enter up to 25 IDs just like you would on a cell phone



Loaded with Time-Tested Features

Cardinal's model 205 and 210 STORM indicators are ideal for a wide variety of weighing applications ranging from bench and floor scales to the most sophisticated vehicle scale. The four serial ports and wireless capability with SnapStream ease interfacing with remote displays, printers and PC's.

Livestock Weighing

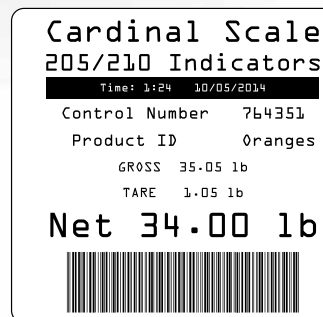
Whether you're weighing a single animal or an entire herd, the 210 indicator makes it simple. Cardinal's StableSENSE® digital filter minimizes the effects of moving livestock while the 210 can provide time, date, ID, consecutive number, gross weight, head count and average head weight for recording.

Complete Ticket Configurability

Convenient print tab settings with X-Y coordinates make it easy to set up a ticket with the information you need to print for any ASCII printer. With Cardinal's powerful nControl software you can create additional custom print formats for truck tickets, weight receipts, and even bar-coded labels to your specifications.

Digital Fill Control


Cardinal's model 210 STORM indicator supports single and dual-speed digital fill control operation and allows a variety of discharge gate configurations. The 210 includes up to 25 stored preset / accumulators and remote inputs for Zero, Tare, Gross, Units, Start, Stop and Print.



The 205 and 210 STORM indicators may be used with...



Bench
Scales



Floor
Scales



Overhead
Track Scales



Portable
Scales

205 and 210 Standard Features:

- Push-button Tare
- Gross, Tare, Net display
- Selectable key lockout
- Hi-Resolution mode
- StableSENSE® adjustable filtering
- Gross and Net accumulators
- Four serial ports
- USB interface
- Programmable print format using Visual Print or nControl (2 Visual Tickets available)
- SMA level 2 compliant serial communications (For more information see <http://www.scalemanufacturers.org>)
- Field re-programmable via RS-485 connection
- Test feature (performs self and internal tests)
- Auto Shutoff and Sleep modes

SEQINTEK S.A.S



210 Exclusive Features:

- Alphanumeric keypad
- Keypad Tare
- Count feature with accumulator
- Time and Date with selectable 12 or 24 hour format
- Checkweigher
- Eight (8) preset weight comparators
- Axle weigher (CWL-40) operation mode
- Animal weigher
- ID storage
- 2-Speed fill control
- Eight (8) remote inputs for Zero, Tare, Gross, Units, Start, Stop and Print (1,000 feet maximum)

Optional Features:

- Analog output
- PLC interface (Remote I/O, EIP, Modbus TCP)
- 10/100 mbps Ethernet TCP/IP adapter
- Additional serial port
- Internal relay box
- External relay box
- Column mounting

Versatile Connectivity

The 205 and 210 feature four bi-directional serial ports, USB-B standard, USB-A optional, plus the 210 offers 8-channel inputs/outputs.

**USB-B
Standard**



**USB-A
Optional**

Wireless Options



When equipped with Cardinal Scale's proprietary SnapStream Wireless Interface, the 205 and 210 indicators can send weight data wirelessly to a host of peripheral equipment including printers, remote displays, PCs and networks. SnapStream is a fully integrated NTEP legal-for-trade wireless scale system for use in both commercial and non-commercial applications.

Custom Applications

Need a special application? Cardinal's in-house software team is ready to write special software for both the 205 and 210 to meet your unique requirements. Note that the memory capacity of the 210 has been doubled from the previous version to support your most complex application. Please give us a call or e-mail to discuss custom applications!

The 205 and 210 STORM indicators may be used with...



**Railroad
Scales**



**Tank/Hopper
Scales**



**Livestock
Scales**



**Truck
Scales**

SPECIFICATIONS

Power Requirements:	100 to 240 VAC (50/60 Hz) at 0.4A Max.
Enclosure Type:	Stainless steel wall or desk-mount
Enclosure Size:	9.2-in W x 7.5-in H x 3.1-in D (233-mm W x 191-mm H x 79-mm D)
Weight:	8.2 lb (3.7 kg)
Operating Environment:	Compensated Temperature Range: 14 to 104 °F (-10 to 40 °C) Operating Temperature Range: -10 to 122 °F (-23 to 50 °C) Humidity: 90% non-condensing (maximum)
Display:	Six-digit, seven-segment, 0.6-in (15-mm) high LED
Transducer Excitation:	9.4 VDC
Signal Input Range:	1.0 mV min. to 40 mV max. (with dead load boost)
Number of Load Cells:	8 each 350-ohm load cells
Load Cell Cable Length:	1,500 feet (457 m) maximum (requires the use of sense lines). Consult factory for other requirements. 30 feet (9 m) maximum without sense lines.
Division Value:	Commercial: 1, 2, or 5 x 10, 1, 0.1, 0.01, 0.001 Non-commercial: 1 to 99 x 10, 1, 0.1, 0.01, 0.001
Sensitivity: NON-COMMERCIAL NTEP CANADA OIML	0.15 uV/e 0.3uV/e (Class III/IIIL) 0.3uV/e (Class III/IIHHD) 0.6 uV/e (Class II)
Scale Divisions: NON-COMMERCIAL NTEP CANADA OIML	100 to 240,000 500 to 10,000 (Class III/IIIL) 500 to 10,000 (Class III/IIHHD) 500 to 10,000 (Class III)
Internal Resolution:	1 part in 16,777,216
Tare Capacity:	Scale capacity
Sample Rate:	1 to 100 samples per second, selectable
Auto Zero Range:	0.5 or 1 through 9 divisions
Weighing Units:	Tons, Pounds, Pounds-Ounces, Ounces, Metric Tons, Kilograms, Grams
Keypad:	205: Color-coded membrane type, 7 keys 210: Color-coded membrane type, 22 keys
Standard I/O:	205 and 210: 4 ea serial I/O ports configured as: 1 ea 20mA output-only ports (uses one of the four RS-232 ports) 1 ea bi-directional 20mA port (uses one of the four RS-232 ports) 1 ea USB port (uses one of the four RS-232 ports) 210: 8 ea remote isolated inputs 210: 8 ea remote isolated outputs

Cardinal Scale reserves the right to improve, enhance or modify features and specifications without prior notice. All registered trademarks are the property of their respective owners.



 **Cardinal**
Cardinal Scale Manufacturing Co.
102 E. Daugherty, Webb City, MO 64870 USA
Ph: 417-673-4631 or 800-441-4237 • Fax: 417-673-2153
www.CardinalScale.com

SOLD BY:



SEQINTEK S.A.S